

PUBLIC WEBCAST AUCTION

BID ONSITE OR BID ONLINE

FIREPLACE MANUFACTURING FACILITY

SURPLUS TO ONGOING NEEDS OF: INNOVATIVE HEARTH PRODUCTS

AUCTION: WEDNESDAY, JUNE 19 AT 10:00 AM PDT

INSPECTION: TUESDAY, JUNE 18 FROM 9:00 AM PDT TO 3:00 PM PDT AND MORNING OF SALE FROM 8:00 AM TO 10:00 AM PDT

LOCATION: 2701 SOUTH HARBOR BLVD., SANTA ANA, CA



48" CUT-TO-LENGTH/BLANKING LINE, AMADA & WIEDEMANN CNC TURRET PUNCHES, AMADA & CINCINNATI & ACCUPRESS CNC PRESS BRAKES, HELLER C-FRAME PRESS, AIDA & AMADA GAP FRAME PRESSES, HEIM DOUBLE CRANK PRESS, AMADA SHEAR, SEAM WELDERS, SPOT WELDERS, PIPE ASSEMBLY, WELDERS, OVENS, MACHINE SHOP, CONCRETE & REFRACTORY EQUIPMENT, TOYOTA, KOMATSU & NISSAN FORKLIFTS, PLANT SUPPORT, PALLET RACKING, WAREHOUSE AND RELATED ITEMS

**UNITED**
ASSET SALES
ROY GAMITYAN, AUCTIONEER
OFFICE 818.264.4232 | ROY@UNITEDASSETSALES.COM

IN CONJUNCTION
WITH:

**FL Sales Inc.**
Equipment, Appraisals, Liquidations, Auctions
7115 KRICK RD., PO BOX 461118, WALTON HILLS, OH 44146
OFFICE: (440) 498-8484 | JGREENE@FLSALES.COM
www.flsales.com

WWW.UNITEDASSETSALES.COM

PUBLIC WEBCAST AUCTION

BID ONSITE OR BID ONLINE

FIREPLACE MANUFACTURING FACILITY



AUCTION:

WEDNESDAY, JUNE 19 AT 10:00 AM PDT

INSPECTION:

TUESDAY, JUNE 18 FROM 9:00 AM PDT TO 3:00 PM PDT
AND MORNING OF SALE FROM 8:00 AM TO 10:00 AM PDT

LOCATION:

2701 SOUTH HARBOR BLVD., SANTA ANA, CA

TERMS OF PAYMENT:

CASH, CASHIER'S CHECK, BUSINESS CHECK WITH BANK
LETTER OF GUARANTEE, BANK WIRE TRANSFER. FULL
PAYMENT MUST BE MADE NO LATER THAN 24 HOURS OF
WINNING BID.

REMOVAL:

ALL ITEMS MUST BE REMOVED NO LATER THAN FRIDAY,
JULY 12. NO EXCEPTIONS. PREPPING, REMOVAL, LOADING
& TRUCKING IS THE RESPONSIBILITY OF THE BUYER.

BUYER'S PREMIUM:

15% FOR ALL ONSITE PURCHASES AND
18% FOR ALL ONLINE PURCHASES.

FOR COMPLETE SALE INFORMATION

CALL ROY GAMITYAN: 818-264-4232
EMAIL: ROY@UNITEDASSETSALES.COM
OR VISIT: WWW.UNITEDASSETSALES.COM

ONLINE BIDDING PROVIDED BY

BidSpotter.com



UNITED
ASSET SALES
ROY GAMITYAN, AUCTIONEER

WWW.UNITEDASSETSALES.COM

23945 Calabasas Rd., Ste. 209, Calabasas, CA 91302
Office 818.264.4232 | roy@unitedassetsales.com

ROY GAMITYAN, AUCTIONEER
CA Bond# 63388305

CUT-TO-LENGTH/BLANKING LINE

RED BUD INDUSTRIES, 20,000 LB X 48"W X .040", S/N SRD85-M0078 (NEW 1985), CONSISTING OF: RED BUD INDUSTRIES MODEL RM48-20, 48" X 20,000 LB COIL REEL, S/N SRD84-M0078, 60"W MAX COIL I.D., PEELER ARM, RAIL MOUNTED COIL CART, RED BUD INDUSTRIES MODEL SM448, 48"W X .040" STRAIGHTENER, S/N SSD85-M0078, W/ MANUAL ADJUST, RED BUD INDUSTRIES MODEL SL1/20-48, 48"W POWERED PULL THROUGH TYPE FEEDER, S/N SRD85-M0078, RED BUD INDUSTRIES MODEL REEL 100, 48" DIA. SECONDARY REWINDER, S/N SRD85-100, RED BUD INDUSTRIES MODEL FMV6154-60, 60"L X 48"W FEED TABLE, S/N SRD85-M008, RED BUD INDUSTRIES MODEL G125-48, 48"W INDEXING SHEAR, S/N SRD85-M0078, W/ 60 HP DRIVE, RED BUD INDUSTRIES MODEL DS54-14, 14"L EXIT STACKER, W/ ELECTRIC SCISSOR LIFT TABLE

48"W X .040"



48"



48"



48"



(13) PRESS BRAKES

CINNINATI MODEL 135 X 8, 135-TON X 8' PRESS
BRAKE, S/N 40856, 10' OVERALL BED, 8" STROKE,
W/ AUTO MODEL 135-CBII8 CONTROL

AMADA MODEL FBD-1025E, 110-TON X 98"
CNC PRESS BRAKE, S/N 1020219 (NEW 1990),
PROTECH SYSTEMS GUARDING AND AUTOMATION
PROGRAMMABLE 2KP EAGLE EYE SAFETY
CURTAINS, 15.75" THROAT, 3.9" STROKE,
14.57" OPEN HEIGHT, 8.6-KVA, AMADA NC9-F
CNC CONTROL

AMADA MODEL RG-80 88-TON HYDRAULIC
CNC PRESS BRAKE, S/N 806396 (NEW 1985),
PROTECH SYSTEMS GUARDING AND AUTOMATION
PROGRAMMABLE 2KP EAGLE EYE SAFETY
CURTAINS, 94.6" BED LENGTH, 98.7" MAX BENDING
LENGTH, 80.8" DISTANCE BETWEEN UPRIGHTS,
15.7" THROAT DEPTH, 3.94" STROKE, 14.58"
OPENING HEIGHT, AUTOMATIC BACK GAUGE, AMADA
MODEL NC9-EXII CNC CONTROL

AMADA MODEL RG-80 88-TON HYDRAULIC
CNC PRESS BRAKE, S/N 805357 (NEW 1988),
PROTECH SYSTEMS GUARDING AND AUTOMATION
PROGRAMMABLE 2KP EAGLE EYE SAFETY
CURTAINS, 94.6" BED LENGTH, 98.7" MAX BENDING
LENGTH, 80.8" DISTANCE BETWEEN UPRIGHTS,
15.7" THROAT DEPTH, 3.94" STROKE, 14.58"
OPENING HEIGHT, AUTOMATIC BACK GAUGE,
AMADA MODEL NC9-EXII CNC CONTROL

(3) AMADA MODEL RG-50 55-TON HYDRAULIC
CNC PRESS BRAKE (NEW 1996), S/N'S 5090033,
508981, N/A, PROTECH SYSTEMS GUARDING AND
AUTOMATION PROGRAMMABLE 2KP EAGLE EYE
SAFETY CURTAINS, 78.8" TABLE LENGTH, 82.1"
MAX BEND LENGTH, 59.9" DISTANCE BETWEEN
UPRIGHTS, 15.76" THROAT, 3.94" STROKE, 14.5"
OPEN HEIGHT, 5-KVA DRIVE, AUTOMATIC BACK
GAUGE, MODEL NC9-EXII CNC CONTROL

AMADA MODEL RG-50 55-TON HYDRAULIC
CNC PRESS BRAKE, S/N 50907 (NEW 2000),
PROTECH SYSTEMS GUARDING AND AUTOMATION
PROGRAMMABLE 2KP EAGLE EYE SAFETY
CURTAINS, 78.8" TABLE LENGTH, 82.1" MAX BEND
LENGTH, 59.9" DISTANCE BETWEEN UPRIGHTS,
15.76" THROAT, 3.94" STROKE, 14.5" OPEN HEIGHT,
5-KVA DRIVE, AUTOMATIC BACK GAUGE, MODEL
NC9-EXII CNC CONTROL

1 OF 2



(6) CNC TURRET PUNCHES

WEIDEMANN MODEL C3000Q, 33-TON, MECHANICAL, S/N 771 (NEW 1995), MAX SHEET THICKNESS 1/4", MAX SHEET SIZE W/ REPOSITIONING 160" X 50", 250-HPM, 40 TOOLS, W/ (2) AUTO INDEX STATIONS, CENTRUM 3000 CNC CONTROLS

AMADA MODEL PEGA 344 QUEEN, 33-TON, S/N AH440278 (NEW 1984), MAX PUNCHING CAPACITY 1/4", TURRET SPEED 30-RPM, MAX SHEET SIZE 40" X 40", (58) TOOLS, W/ (2) AUTO INDEX STATIONS, FANUC-P CNC CONTROLS

AMADA MODEL PEGA 244, 22-TON, S/N AP440185 (NEW 1995), W/ 24-STATION TURRET, 30-RPM TURRET SPEED, 350-SPM, .025" MAX SHEET THICKNESS, 350MM X 350MM WORK TABLE, FANUC 04PC CNC CONTROL

AMADA MODEL ARIES 245, 20-TON HYDRAULIC, S/N 24500140 (NEW 1988), 19-POSITION TURRET, 50" TABLE, FANUC OP4A CNC CONTROL

AMADA MODEL PEGA 345 KING, 33-TON HYDRAULIC, S/N 0450238 (NEW 1995), MAX SHEET SIZE 40" X 50", 1/4" MAX PUNCHING CAPACITY, 475 MAX PUNCH PER MINUTE, FANUC MODEL 04PC CNC CONTROL

WEIDEMANN MODEL C3000Q, 33-TON, , MAX SHEET THICKNESS 1/4", MAX SHEET SIZE W/ REPOSITIO NING 160" X 50", 250-HPM, 40 TOOLS, W/ (2) AUTO INDEX STATIONS, FANUC OP CNC CONTROL

FOR ONLINE BIDDING, TERMS AND COMPLETE CATALOG:
WWW.UNITEDASSETSALES.COM



135 TON



AMADA MODEL RG-5020-LD, 55-TON HYDRAULIC CNC PRESS BRAKE, S/N 50200120 (NEW 2000), PROTECH SYSTEMS GUARDING AND AUTOMATION PROGRAMMABLE 2KP EAGLE EYE SAFETY CURTAINS, 78.8" TABLE LENGTH, 82.1" MAX BEND LENGTH, 59.9" DISTANCE BETWEEN UPRIGHTS, 15.76" THROAT, 3.94" STROKE, 14.5" OPEN HEIGHT, 5-KVA DRIVE, AUTOMATIC BACK GAUGE, MODEL NC9-EXII CNC CONTROL

AMADA MODEL RG-25 25-TON X 4' CNC PRESS BRAKE, S/N 255496 (NEW 1988), PROTECH SYSTEMS GUARDING AND AUTOMATION PROGRAMMABLE 2KP EAGLE EYE SAFETY CURTAINS, 49.3" MAX BEND LENGTH, 48.2" MAX DISTANCE BETWEEN UPRIGHTS, 3.94" STROKE, 13.79" OPENING HEIGHT, AMADA MODEL NC9-EX CNC CONTROL

ACCUPRESS MODEL 7606 60-TON X 6' CNC HYDRAULIC PRESS BRAKE, S/N 3918 (NEW 1996), W/ AUTOBEND 7 REAR BACK GAUGE, PROTECH SYSTEMS GUARDING AND AUTOMATION PROGRAMMABLE 2KP EAGLE EYE SAFETY CURTAINS, 52" DISTANCE BETWEEN FRAMES, 34" BED HEIGHT, 8" LENGTH OF STROKE, 14" OPEN HEIGHT, 6" CLOSED HEIGHT, 8" THROAT DEPTH, 10 HP DRIVE, W/ CNC CONTROL AND BACK GAUGE

DIARCO MODEL ZS-8, 75-TON X 8' PRESS BRAKE, PROTECH SYSTEMS GUARDING AND AUTOMATION PROGRAMMABLE 2KP EAGLE EYE SAFETY CURTAINS, S/N JJ1171

PREMIER MODEL 425.2.2H 25-TON X 48" PRESS BRAKE, S/N 127 (NEW 1998), PROTECH SYSTEMS GUARDING AND AUTOMATION PROGRAMMABLE 2KP EAGLE EYE SAFETY CURTAINS, 30" BETWEEN HOUSING, W/ 5 HP DRIVE



1 OF 4



2 OF 4



3 OF 4



PRESS DEPARTMENT

HEIM MODEL 300-48-102, 300 TON STRAIGHTSIDE DOUBLE CRANK PRESS, 8" STROKE, 28-SPM, 26.6" DIE HEIGHT, 102" X 48" BOLSTER, 82.6" X 27.5" SLIDE, 19.6" SLIDE TO BOLSTER, 6" SLIDE ADJUSTMENT, HYDRAULIC RE-CLAMPING

HELLER MODEL MARK 2-275, 275 TON C-FRAME PRESS, S/N HS-312 (NEW 1980'S EST.), 9.8" STROKE, 40-SPM, 26.6" DIE HEIGHT, 102" X 36.2" BOLSTER, 82.6" X 27.5" SLIDE, 19.6" SLIDE TO BOLSTER, 4.3" SLIDE ADJUSTMENT, 40-HP DRIVE
(2) AIDA MODEL C1-20 (2), 220-TON GAP FRAME PRESS, S/N 002201010 (NEW 1985 EST.), 9.8" STROKE, 35-SPM, 69.6" X 33" BOLSTER, 33.4" X 25.1" SLIDE, 17.7" SLIDE TO BOLSTER, 4.3" SLIDE ADJUST, 20-HP DRIVE

AIDA MODEL C1-20 (2), 220-TON MECHANICAL GAP FRAME PRESS, S/N 10520-052 (NEW 1975 EST.), 9.8" STROKE, 35-SPM, 109" X 33" BOLSTER, 72.8" X 25.5" SLIDE, 19.6" SLIDE TO BOLSTER, 4.3" SLIDE ADJUST, 25-HP DRIVE

2000 AMADA MODEL TP 150-EX, 165 TON ECCENTRIC GEARED GAP FRAME PRESS, S/N 76000074, 6.89" STROKE, 55 SPM, 3.93" SLIDE ADJUSTMENT, 27.55" X 21.4" SLIDE AREA, 49.21" X 29.35" X 6.30 BOLSTER, 21.65" SHUT HEIGHT

AIDA MODEL PD-XGC-100, 100-TON GAP FRAME PRESS, S/N 10610-0007, 6.6" STROKE, 50-SPM, 64.9" X 23.6" BOLSTER, 49.2" X 19.6" SLIDE, 15.7" SLIDE TO BOLSTER, 2.9 SLIDE ADJUSTMENT, 7.5-HP DRIVE, W/ COE PRESS EQUIPMENT MODEL CDR-4018 18" X 4,000 LB POWER INCOILER

NIAGARA MODEL E-110, 110-TON GAP FRAME PRESS, 10" STROKE, 19.3" SHUT HEIGHT, 5" SLIDE ADJUST, 42" X 27" BOLSTER, 28" X 21" SLIDE, 25 TO 50-SPM, PUSH BUTTON CONTROL

BLISS MODEL 23, 75-TON OBI PRESS, 32" X 24" BED SIZE, AIR CLUTCH, PUMP AND CONTROL, W/ JACKO UNCOILER

300 TON



275 TON



220 TON



165 TON



PIPE & ACCESSORY FABRICATION

H&H MODEL H6029, 150-KVA RESISTANCE TYPE SEAM WELDER, (NEW 2014), 48" THROAT, W/ MODEL 108B CONTROL

48"W PYRAMID TYPE PLATE BENDER

ACME MODEL 2-18-35, 18-KVA RESISTANCE TYPE SPOT WELDERS, S/N 11812, 11813, 35" THROAT

WYSONG MODEL 1252, 12-GA. X 4' POWER SQUARING SHEAR, 5/16" MAX STROKE, (8) HOLD DOWNS, 24" BACK GAUGE, 60-SPM

HELM MODEL S400-48-102, 400-TON STRAIGHT SIDE DOUBLE CRANK PRESS, S/N 2736, 102" X 48" BED, 6" STROKE, 14" SHUT HEIGHT, 18-SPM

FLAGLER MODEL HSCC, 22-GA. FLANGER, S/N HSCC-453-384, 60 X 24" CAPACITY, W/ MOTOR AND CONTROL

FEDERAL MODEL S2-80-UKB-C, 200-KVA SEAM WELDER, S/N 60W31371, 5" THROAT

SEEDORF ACME RESISTANCE TYPE SPOT WELDER

SEEDORF ACME MODEL RA-2-30, 30-KVA RESISTANCE TYPE SPOT WELDER, S/N B250

KIMURA MODEL SW-405, RESISTANCE TYPE SPOT WELDER, S/N 2650 (NEW 1993)


KIMURA 30-KVA EST. RESISTANCE TYPE SPOT WELDER

SWIFT RESISTANCE TYPE SPOT WELDER



(13) FORKLIFTS

KOMATSU MODEL FG45ST-4, 9,000 LB, LPG, S/N 95392A
TOYOTA MODEL 52-6FGCU45, 9,000 LB, LPG, S/N 62139
TOYOTA MODEL 42-5FGC25, 5,000 LB, LPG, S/N 21136
(2) TOYOTA MODEL 5FGC25, 5,000 LB, LPG, S/N'S 12742, 12445
TOYOTA MODEL FGC25, 5,000 LB, LPG, S/N 79069
TOYOTA MODEL 7FGCU25, 5,000 LB, LPG, S/N 62320
TOYOTA MODEL 42-5FGC25, 5,000 LB LPG, S/N 21136
NISSAN MODEL CPJ02, 5,000 LB, LPG, S/N 9W3105
TOYOTA MODEL 42-6FGC20, 4,000 LB, LPG, S/N 61552, 27
TOYOTA MODEL 42-6FGCU18, 3,600 LB, LPG, S/N 66759
DATSUN MODEL NF01M15, 3,000 LB, LPG, S/N 02609
NISSAN MODEL OT30, 3,000 LB ELECTRIC, S/N M97-70290, BATTERY CHARGER





FIREPLACE ASSEMBLY LINES

ASSEMBLY LINE A:

JANDA MODEL R4530R, 45-KVA RESISTANCE TYPE SPOT WELDER, S/N 91931, 33" THROAT
6' X 6' X 8' MANUAL SPRAY BOOTH, W/ (3) FILTERS, NORDSON MODEL DSYS-SHSLNX0801
POWDER COATER, S/N AA05NX0001

DISBATCH 12' X 18' NATURAL GAS FIRED BATCH OVEN, W/ DUAL DOORS
KITAMURA MODEL TD-T10, 100-KVA SPOT WELDER, S/N 74512 (NEW 1997), 32" THROAT
32"W X 35'L MOTORIZED BELT CONVEYOR,
KALAMAZOO MODEL 4000MSA, PALLET STRETCH WRAPPER, S/N 940403
PRODUCTION AND SUPPORT EQUIPMENT, CONSISTING OF: ASSEMBLY CELL W/ MANUAL
WORK STATIONS, HAND AND POWER TOOLS, HEAT SHRINK TUNNELS

ASSEMBLY LINE B :

KIMURA MODEL SW408, 40-KVA RESISTANCE TYPE SPOT WELDER, S/N 5498 (NEW 1985),
26" THROAT

CUSTOM DESIGNED & FABRICATED 18" DIA. HYDRAULIC EXPANDER, W/ 10 HP DRIVE

CUSTOM DESIGNED & FABRICATED PNEUMATIC CRIMPER,

36"W BENCH TOP PYRAMID PLATE BENDER,

JANDA VERTICAL RESISTANCE TYPE SPOT WELDER, W/ JANDA POWER SUPPLY,
36" THROAT, JANDA POWER SUPPLY

KIMURA MODEL SW408, 40-KVA RESISTANCE TYPE SPOT WELDER, S/N 55516
(NEW 1988), 26" THROAT

JANDA VERTICAL RESISTANCE TYPE SPOT WELDER, W/ JANDA POWER SUPPLY,
36" THROAT, JANDA POWER SUPPLY

(2) RWNA 40-KVA RESISTANCE TYPE SPOT WELDER, 33" THROAT

5' X 9' X 7' MANUAL SPRAY BOOTH, W/ (6) 12.75" X 26" CARTRIDGE FILTERS, 5 HP
EXHAUST

CATA DYNE MODEL BX2472, CONTINUOUS INFRARED OVEN, W/ (8) 72,000 BTU PER HOUR
NATURAL GAS FIRED INFRARED BURNERS, EXHAUST FAN

32"W X APPROX. 250'L MOTORIZED ROLLER CONVEYOR,

LANTECH FULLY AUTOMATIC SIGMA ARM PALLET WRAPPER, S/N SS001806, W/ INFEED
AND EXIT CONVEYOR

EQUIPMENT THROUGHOUT LINE, CONSISTING OF: LABEL PRINTERS, WORK STATIONS,
DRYING CONVEYORS, MANUAL SPRAY BENCH, ETC.

ASSEMBLY LINE C :

JANDA MODEL R-40-30, 40-KVA RESISTANCE TYPE SPOT WELDER, S/N R1965, 30" THROAT

150-KVA RESISTANCE TYPE SPOT WELDER, S/N 780142-1

150-KVA RESISTANCE TYPE SPOT WELDER,

SEEDORF ACME MODEL 3466, 30-KVA RESISTANCE TYPE SPOT WELDER, S/N 813

MILLER MODEL CP302, 300-AMP WELDING POWER SOURCE, S/N KJ063873

SPRAY SYSTEMS 6' X 7' X 7' MANUAL SPRAY BOOTH, W/ (8) 24" X 20" FILTERS,
EXHAUST FAN

MILLER MODEL MILLERMATIC 250, 250-AMP WELDING POWER SOURCE,

KIMURA MODEL SW605P, 60-KVA RESISTANCE TYPE SPOT WELDER, S/N 255942

PRODUCTION AND SUPPORT EQUIPMENT, CONSISTING OF: ASSEMBLY CELL W/ MANUAL
WORK STATIONS, HAND AND POWER TOOLS, HEAT SHRINK TUNNELS

FALCON MODEL 2948, VERTICAL CARDBOARD BALER, S/N 83008

12" X 36' MOTORIZED BELT CONVEYORS, EACH W/ (2) INFRARED PASS THROUGH HEATERS,
APPROX. 24"L

EJ CALLAHAN MODEL 6610, 350,000 BTU NATURAL GAS FIRED OVEN, S/N 101277, 6' X 12'
X 8', DUAL DOOR

10' X 18' X 10' NATURAL GAS FIRED OVEN

CUSTOM DESIGNED & FABRICATED VACUUM FIBER MOLD SYSTEMS, CONSISTING OF:

(2) 54" X 64" X 54" PREMIX CARBON STEEL TANKS, MEZZANINE MOUNTED, W/ (2) TOP
MOUNTED MIXERS

(3) 54" X 64" X 54" VACUUM TANKS, CARBON STEEL CONSTRUCTION, EACH WITH (2)
MIXERS, CUSTOM DESIGNED & FABRICATED 6-POSITION VACUUM ARM ATTACHMENT
2,500 GALLON VERTICAL CARBON STEEL PRESSURIZED TANK,

(2) 25 HP ROTARY SCREW VACUUM PUMPS,

75 GALLON CARBON STEEL MIX TANK



PRINT SHOP

RICOH MODEL PRO C5100,
12" X 18" CUT SIZE HIGH
SPEED DIGITAL COPIER,
1200 X 4800 DPI PRINT
RESOLUTION, 65 PIECE PER
MIN. OUTPUT




CONCRETE AND REFRACTORY EQUIPMENT

CEMENTECH MODEL SCD2-50, 30 YARD
SKID MOUNTED PORTABLE CEMENT PLANT,
S/N 2SCD15812EH (NEW 1999), 2 CU YD
CARRYING CAPACITY, 50 CU YD PER HOUR
PRODUCTION CAPACITY, 30 CU YD CEMENT
BIN, 8" DIA. X 10'L MIX AUGER, 14"W 2-PLY
AGGREGATE BELT, 10 HP DRIVE

SCHUTTE BUFFALO MODEL RC2224, 40 HP
HAMMERMILL, S/N 0605069, 22" X 24"
OPENING, W/ 24" X 20' MOTORIZED INCLINE
BELT CONVEYOR

WESTERN MODEL CM900WCLS14B, BATCH
TYPE CEMENT MIXERS, S/N CI-NA5263B



PIPE & ACCESSORY EQUIPT.

(2) CUSTOM DESIGNED & FABRICATED
END CRIMPERS

(2) MAPLEWOOD DOUBLE END CRIMPERS



(4) CUSTOM DESIGNED & FABRICATED
12" SWAGERS

(10) CUSTOM DESIGNED & FABRICATED
10" SWAGERS

(4) CUSTOM DESIGNED & FABRICATED
8" SWAGERS

(2) CUSTOM DESIGNED & FABRICATED PASS
THROUGH PIPE CRIMPERS

ASSORTED HAND AND POWER TOOLS, PEDESTAL
TYPE DRILL PRESSES, WORK STATIONS,
RACKING, MATERIAL CARTS, CRIMPERS,
END FORMERS, WELDERS



GAS LOG EQUIPT.

42"W X 23'L X 48"H
CONVEYORIZED DRYING
OVENS, EACH W/
SOLARONICS MODEL
PST150N 150,000 BTU
NATURAL GAS FIRED
BURNERS, W/ ALL
ASSOCIATED OVERHEAD
CONVEYOR

WEIGH PACK MODEL
AEF-7, SINGLE HEAD
3-PAN WAY SCALE, W/
HOPPER, 8" INCLINE
BUCKET CONVEYOR,
STRAPPER

GRATE EQUIPT.

COATING AND DRYING LINE, W/
3' X 2' X 30' SPRAY TUNNEL, W/
CONVEYORIZED DRYING OVEN,
42"W X 23'L X 48"H W/
SOLOAONICS 150 BTU NATURAL
GAS FIRED BURNER,
ALL ASSOCIATED
OVERHEAD CONVEYOR, ETC.

FOR COMPLETE SALE INFORMATION

CALL ROY GAMITYAN: 818-264-4232
EMAIL: ROY@UNITEDASSETS.COM
OR VISIT: WWW.UNITEDASSETS.COM

PUBLIC WEBCAST AUCTION

BID ONSITE OR BID ONLINE

FIREPLACE MANUFACTURING FACILITY

SURPLUS TO ONGOING NEEDS OF: INNOVATIVE HEARTH PRODUCTS

AUCTION: WEDNESDAY, JUNE 19 AT 10:00 AM PDT

INSPECTION: TUESDAY, JUNE 18 FROM 9:00 AM PDT TO 3:00 PM PDT AND MORNING OF SALE FROM 8:00 AM TO 10:00 AM PDT

LOCATION: 2701 SOUTH HARBOR BLVD., SANTA ANA, CA



ENGINEERING TEST LAB

MISCELLANEOUS MACHINERY AND EQUIPMENT THROUGHOUT ENGINEERING TEST LAB, CONSISTING OF: ASSORTED HAND AND POWER TOOLS, TEST AND MEASUREMENT EQUIPMENT, EXHAUST FANS, WORK STATIONS, LIGHT DUTY RACKING

SHIPPING

WULFTEC MODEL WRT150, SIGMA ARM PALLET STRETCH WRAPPER, S/N 0600-6107

MISCELLANEOUS PLANT SUPPORT EQUIPMENT

LANTECH 6' PALLETS STRETCH WRAPPER, W/ 60" ROTARY PLATFORM, AMADA TOG III DIE GRINDER, ACRA MODEL PS250, 12" X 17" HORIZONTAL METAL CUTTING BAND SAW, S/N 111222, W/ 24"W GRAVITY FED INFEEED CONVEYOR, PARTS CRIB, WIRE STRIPPERS, WORK STATIONS, POWER TOOLS, UNI HONE BEAD BLAS CABINET, W/ 32" X 34" OPENING, HAND TRUCKS, WELDING TABLES, BENCH VISES, HAND AND POWER TOOLS, DOUBLE END GRINDERS, WELDERS, SUPPORT STANDS, RACKING, SUPPLY CABINETS, DRILL PRESSES, PARTS BINS, TOOL BOXES, SAWS, UTILITY SHELVING, STORAGE RACKS, 120 SECTIONS OF ASSORTED HEAVY-DUTY ADJUSTABLE STEEL PALLET RACKING, W/ CROSS SET MEMBERS, DECKING, WELDING TABLES, BENCH VISES, DOUBLE END GRINDERS, WELDERS, SUPPORT STANDS, RACKING, SUPPLY CABINETS, TORCH OUTFITS, TOOL BOXES, UTILITY SHELVES, STORAGE RACK, BREAKROOM EQUIPMENT, WORK STATIONS, VERTICAL WOOD CUTTING BAND SAWS, PALLETS JACKS, CONVEYORS, FANS, WAREHOUSE LADDERS, STRAPPERS AND MORE!



FOR COMPLETE SALE INFORMATION

CALL ROY GAMITYAN: 818-264-4232
EMAIL: ROY@UNITEDASSETSALES.COM
OR VISIT: WWW.UNITEDASSETSALES.COM

IF YOU OR SOMEONE YOU KNOW WOULD LIKE TO HAVE AN AUCTION SALE, CALL US AT: 818.264.4232. WE OFFER THE BEST FINDER'S FEE IN THE BUSINESS.